

HIDROSIB
S.A.



2400 Sibiu str.Stefan Cel Mare 193 -Romania

15 ... 400 l/min

Supape de sens unic Dn6 ... 32

Fc - 12

Max 315 bar

GENERALITATI

Montaj de traseu

Cu sau fara arc de revenire

Varianta standard cu arc de revenire se livreaza pentru presiunea de deschidere de 0,5bar

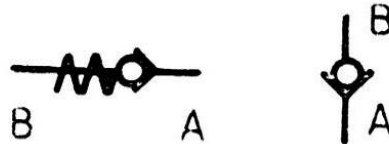
CARACTERISTICI TEHNICE

GENERALE

Pozitia de montaj : supapele cu arc de revenire : indiferenta
supapele fara arc de revenire : verticala

Prindere : pe filet pentru traseu

Schema functionala



sensul de curgere al fluidului A → B

Temperatura mediului ambiant : -20°C.....+50°C

HIDRAULICE

Presiune nominala : 315 bar

Debit nominal , $V_{ulei}=6m/s$

6 10 16 20 25 32

10 l/min , 30 l/min, 65 l/min , 115l/min, 175 l/min, 250l/min

Debit maxim : conf Fig1 ...6

Presiune de deschidere , pd :0,5 bar si 3 bar

Fluid :

Tipul fluidului : ulei mineral aditivat .

Domeniul de vascrozitate : 10 ...400mm²/s

Domeniul de temperatura : -25°C.....+80°C

Filtrare: ≤ 25 um

CURBE CARACTERISTICE

Caderea de presiune in functie de debit $\Delta p = f(Q)$

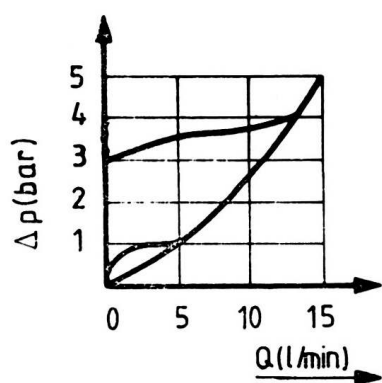


Fig. 1

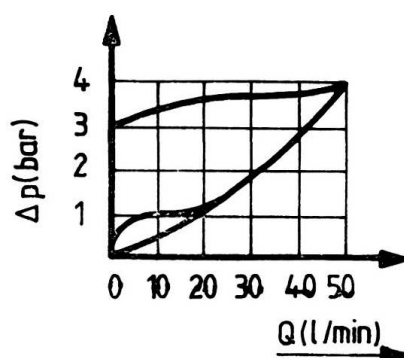


Fig. 2

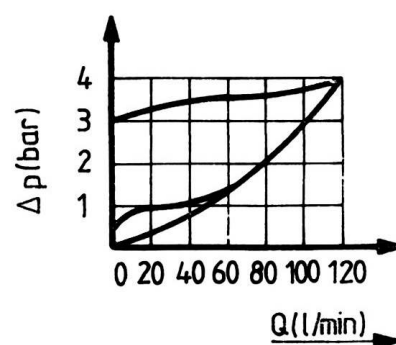


Fig. 3

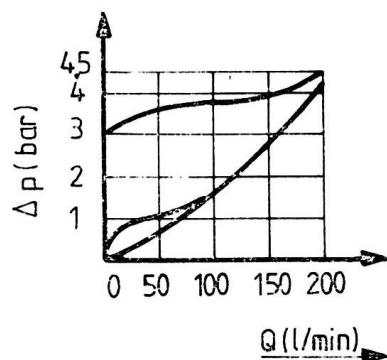


Fig. 4

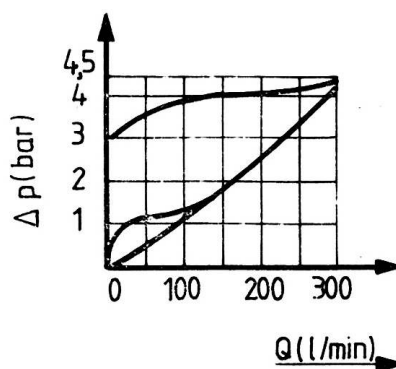


Fig. 5

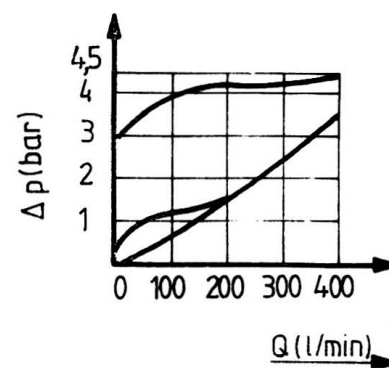


Fig. 6

HIDROSIB
S.A.



2400 Sibiu str.Stefan Cel Mare 193 -Romania

DIMENSIUNI

DN 6,10,16

DN 20

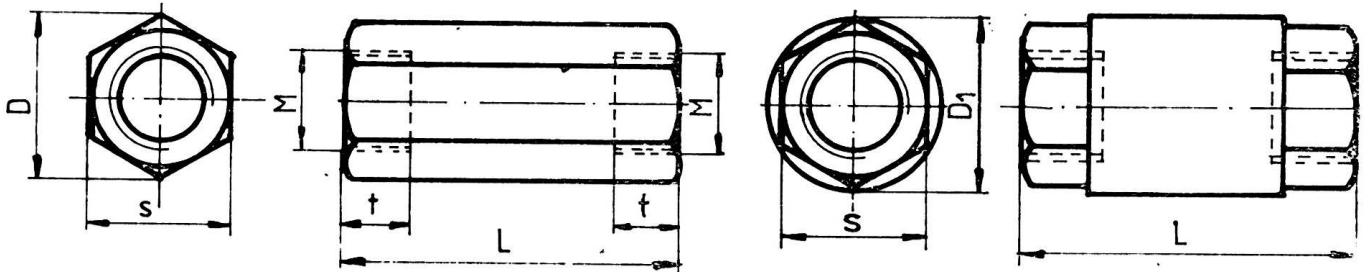


Fig. 7

Dn (mm)	Dimensiuni						Masa (kg)
	M	L	t	s	D	D ₁	
6	M 14 × 1,5	58	12	19	22	—	0,100
10	M 22 × 1,5	72	14	30	34,5	—	0,300
16	M 27 × 2	85	16	36	41,5	—	0,500
20	M 32 × 2	98	18	46	—	55	1,200
25	M 42 × 2	120	20	60	—	70	2,400
32	M 48 × 2	132	22	65	—	75	2,900

Cod de comanda

1 2 3 - 4-5/*

*pentru varianta climatizata se adauga la sfracitul codului/T1 sau T2

- 1.SU - Supape de sens unic**
- 2.T-Montaj pe traseu**
- 3.Diametru nominal 6,10,16,20,25,32**
- 4.Presiune de deschidere**
- O- Supape fara arc**
- 1- 0,5 bar**
- 2 - 3 bar**
- 5.0-Seria de fabricatie**